

SECTION A-A (GRG ONLY)

NOTES:

- (1) LIGHT COVES CAN BE SUPPLIED IN GRG, GRC, FRP OR SANDSCAPE.
- (2) GRG IS FOR INTERIOR USE ONLY.
- (3) FASTENING METHODS SHOWN ARE TYPICAL ONLY, LOCAL CODE REQUIREMENTS AND JOB CONDITIONS MUST BE VERIFIED.
- (4) SUPPORT LIGHT FIXTURE DIRECTLY TO METAL OR WOOD BRACING. (NOT TO LIGHT COVE).
- (5) ON LARGER PROFILES, WIRE TIES ARE RECOMMENDED.

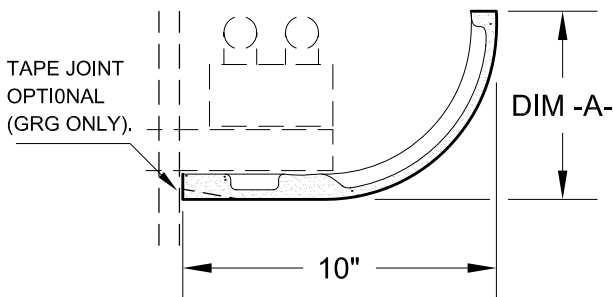
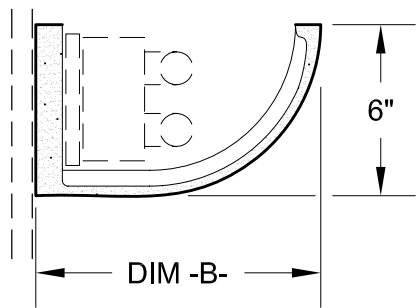
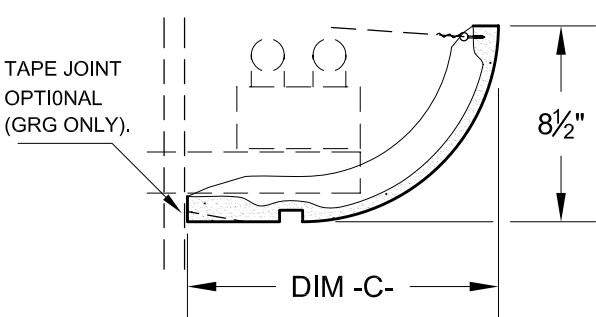
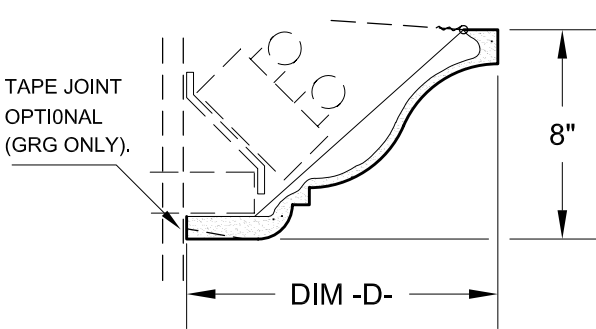
N.T.S.

Phone: (416)745-4970
Fax: (416)745-6636

www.decoform.com
1 (877) DECOFORM

Decoform

Typical Installation Light Coves

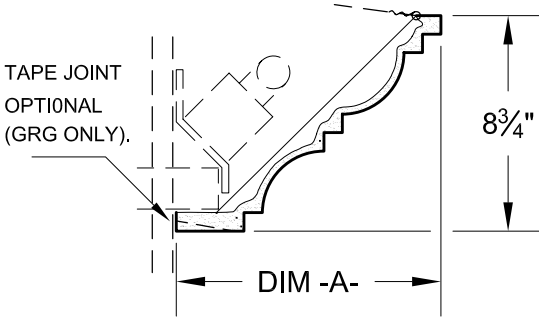
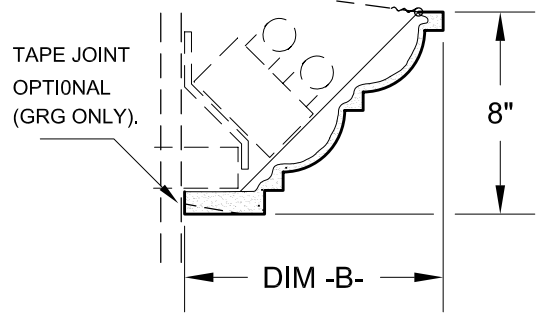
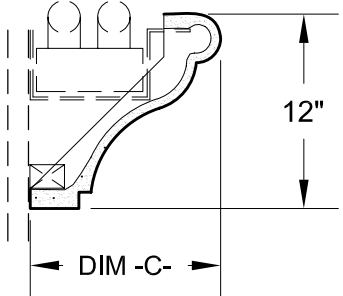
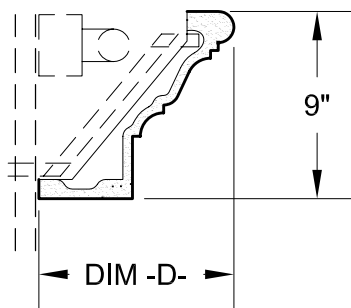
	<table> <tr> <th>DIM -A-</th><th>PART No</th></tr> <tr> <td>5"</td><td>LC021</td></tr> <tr> <td>6"</td><td>LC022</td></tr> <tr> <td>7"</td><td>LC023</td></tr> <tr><td> </td><td> </td></tr> <tr><td> </td><td> </td></tr> <tr><td> </td><td> </td></tr> <tr><td> </td><td> </td></tr> <tr><td> </td><td> </td></tr> <tr><td> </td><td> </td></tr> </table>	DIM -A-	PART No	5"	LC021	6"	LC022	7"	LC023												
DIM -A-	PART No																				
5"	LC021																				
6"	LC022																				
7"	LC023																				
	<table> <tr> <th>DIM -B-</th><th>PART No</th></tr> <tr> <td>9"</td><td>LC025</td></tr> <tr><td> </td><td> </td></tr> <tr><td> </td><td> </td></tr> <tr><td> </td><td> </td></tr> <tr><td> </td><td> </td></tr> <tr><td> </td><td> </td></tr> <tr><td> </td><td> </td></tr> <tr><td> </td><td> </td></tr> </table>	DIM -B-	PART No	9"	LC025																
DIM -B-	PART No																				
9"	LC025																				
	<table> <tr> <th>DIM -C-</th><th>PART No</th></tr> <tr> <td>12"</td><td>LC031</td></tr> <tr><td> </td><td> </td></tr> <tr><td> </td><td> </td></tr> <tr><td> </td><td> </td></tr> <tr><td> </td><td> </td></tr> <tr><td> </td><td> </td></tr> <tr><td> </td><td> </td></tr> <tr><td> </td><td> </td></tr> </table>	DIM -C-	PART No	12"	LC031																
DIM -C-	PART No																				
12"	LC031																				
	<table> <tr> <th>DIM -D-</th><th>PART No</th></tr> <tr> <td>12"</td><td>LC040</td></tr> <tr><td> </td><td> </td></tr> <tr><td> </td><td> </td></tr> <tr><td> </td><td> </td></tr> <tr><td> </td><td> </td></tr> <tr><td> </td><td> </td></tr> <tr><td> </td><td> </td></tr> <tr><td> </td><td> </td></tr> </table>	DIM -D-	PART No	12"	LC040																
DIM -D-	PART No																				
12"	LC040																				

- (1) SHIPPED IN STRAIGHT LENGTHS OF 8'-0" MAX. (WITH TAPE JOINTS BOTH ENDS; GRG ONLY).
(2) END FLANGES ARE FOR PRODUCT SUPPORT AND MAY NOT BE EXACTLY AS SHOWN.
- (3) SEE PAGE 4-A FOR TYPICAL INSTALLATION AND ATTACHMENTS.
(4) LIGHT FIXTURES, BRACKETS ETC. ARE BY INSTALLER. ONLY TYPICAL INSTALLATION IS SHOWN.
(5) SEE GENERAL INFORMATION PAGE i.

Phone: (416)745-4970
Fax: (416)745-6636
www.decoform.com
1 (877) DECOFORM



Light Coves

	<table> <tr> <th>DIM -A-</th><th>PART No</th></tr> <tr> <td>12"</td><td>LC061</td></tr> <tr><td> </td><td> </td></tr> <tr><td> </td><td> </td></tr> <tr><td> </td><td> </td></tr> <tr><td> </td><td> </td></tr> <tr><td> </td><td> </td></tr> <tr><td> </td><td> </td></tr> <tr><td> </td><td> </td></tr> <tr><td> </td><td> </td></tr> </table>	DIM -A-	PART No	12"	LC061																
DIM -A-	PART No																				
12"	LC061																				
	<table> <tr> <th>DIM -B-</th><th>PART No</th></tr> <tr> <td>12"</td><td>LC071</td></tr> <tr><td> </td><td> </td></tr> <tr><td> </td><td> </td></tr> <tr><td> </td><td> </td></tr> <tr><td> </td><td> </td></tr> <tr><td> </td><td> </td></tr> <tr><td> </td><td> </td></tr> <tr><td> </td><td> </td></tr> <tr><td> </td><td> </td></tr> </table>	DIM -B-	PART No	12"	LC071																
DIM -B-	PART No																				
12"	LC071																				
	<table> <tr> <th>DIM -C-</th><th>PART No</th></tr> <tr> <td>11 3/4"</td><td>LC241</td></tr> <tr><td> </td><td> </td></tr> <tr><td> </td><td> </td></tr> <tr><td> </td><td> </td></tr> <tr><td> </td><td> </td></tr> <tr><td> </td><td> </td></tr> <tr><td> </td><td> </td></tr> <tr><td> </td><td> </td></tr> <tr><td> </td><td> </td></tr> </table>	DIM -C-	PART No	11 3/4"	LC241																
DIM -C-	PART No																				
11 3/4"	LC241																				
	<table> <tr> <th>DIM -D-</th><th>PART No</th></tr> <tr> <td>12 1/2"</td><td>LC250</td></tr> <tr><td> </td><td> </td></tr> <tr><td> </td><td> </td></tr> <tr><td> </td><td> </td></tr> <tr><td> </td><td> </td></tr> <tr><td> </td><td> </td></tr> <tr><td> </td><td> </td></tr> <tr><td> </td><td> </td></tr> <tr><td> </td><td> </td></tr> </table>	DIM -D-	PART No	12 1/2"	LC250																
DIM -D-	PART No																				
12 1/2"	LC250																				

(1) SHIPPED IN STRAIGHT LENGTHS OF 8'-0" MAX.
(WITH TAPE JOINTS BOTH ENDS; GRC ONLY).

(2) END FLANGES ARE FOR PRODUCT SUPPORT
AND MAY NOT BE EXACTLY AS SHOWN.

(3) SEE PAGE 4-A FOR TYPICAL INSTALLATION AND ATTACHMENTS.

(4) LIGHT FIXTURES, BRACKETS ETC. ARE BY INSTALLER.
ONLY TYPICAL INSTALLATION SHOWN.

(5) SEE GENERAL INFORMATION PAGE I.

N.T.S.

Phone: (416)745-4970
Fax: (416)745-6636

www.decoform.com
1 (877) DECOFORM

Decoform

Light Coves